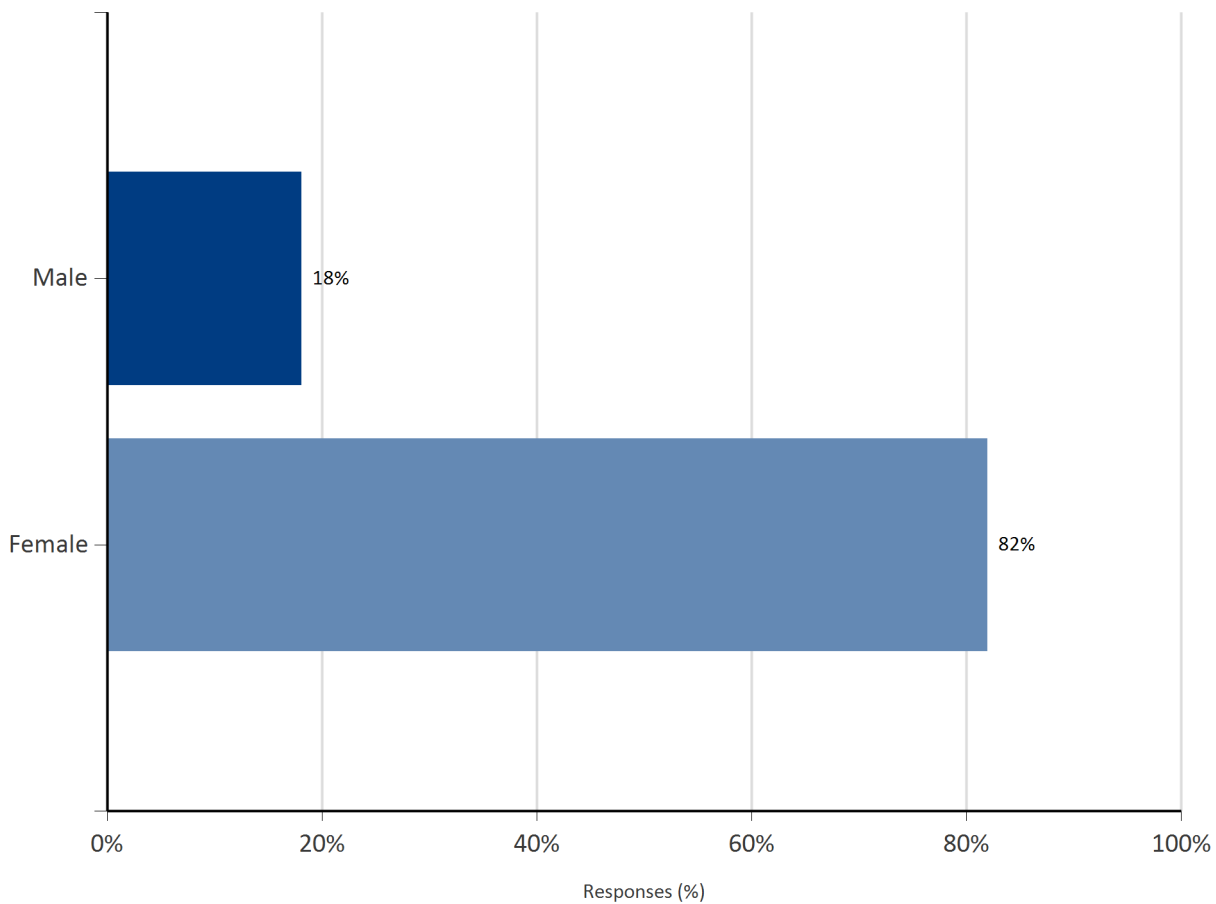


School Survey

Overview

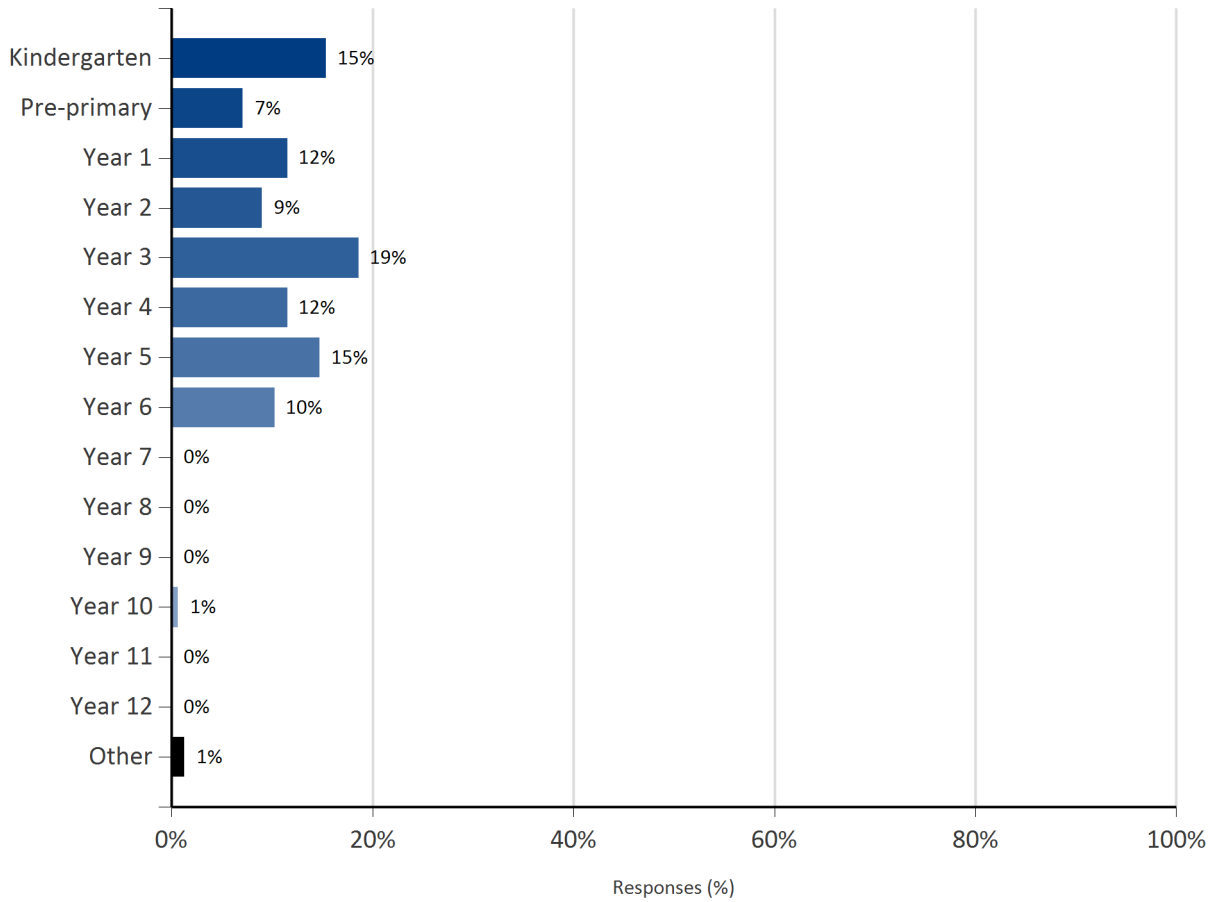
Survey title	Joondalup Primary School 2017 Parent Survey
Report title	Distribution - single
Organisation name	Joondalup Primary School
Generation time & date	12:23PM - 25 Oct 2017
Generated by	Russell Hahn
Distribution name	Joondalup Primary School 2017 Parent Survey - 12/09/2017 1:45 PM
School year	2017
Num of online responses	156
Num of manual responses	0

1 . Are you male or female?



	Male		Female	
	Num	%	Num	%
Number	28	18%	127	82%

2 . What is the Year level of the child you are considering when you answer this survey?



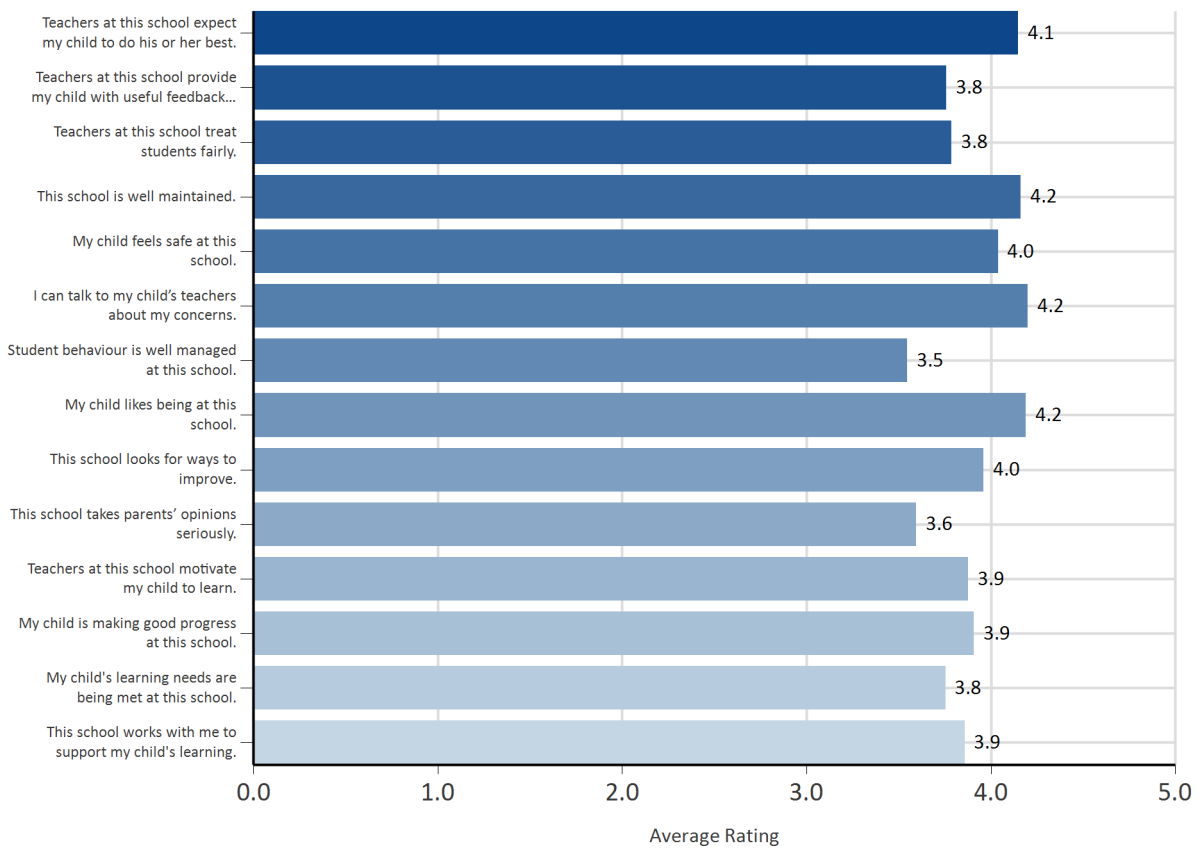
	Kindergarten		Pre-primary		Year 1		Year 2		Year 3		Year 4		Year 5	
	Num	%	Num	%	Num	%	Num	%	Num	%	Num	%	Num	%
Number	24	15%	11	7%	18	12%	14	9%	29	19%	18	12%	23	15%

	Year 6		Year 7		Year 8		Year 9		Year 10		Year 11		Year 12	
	Num	%	Num	%	Num	%	Num	%	Num	%	Num	%	Num	%
Number	16	10%	-	-	-	-	-	-	1	1%	-	-	-	-

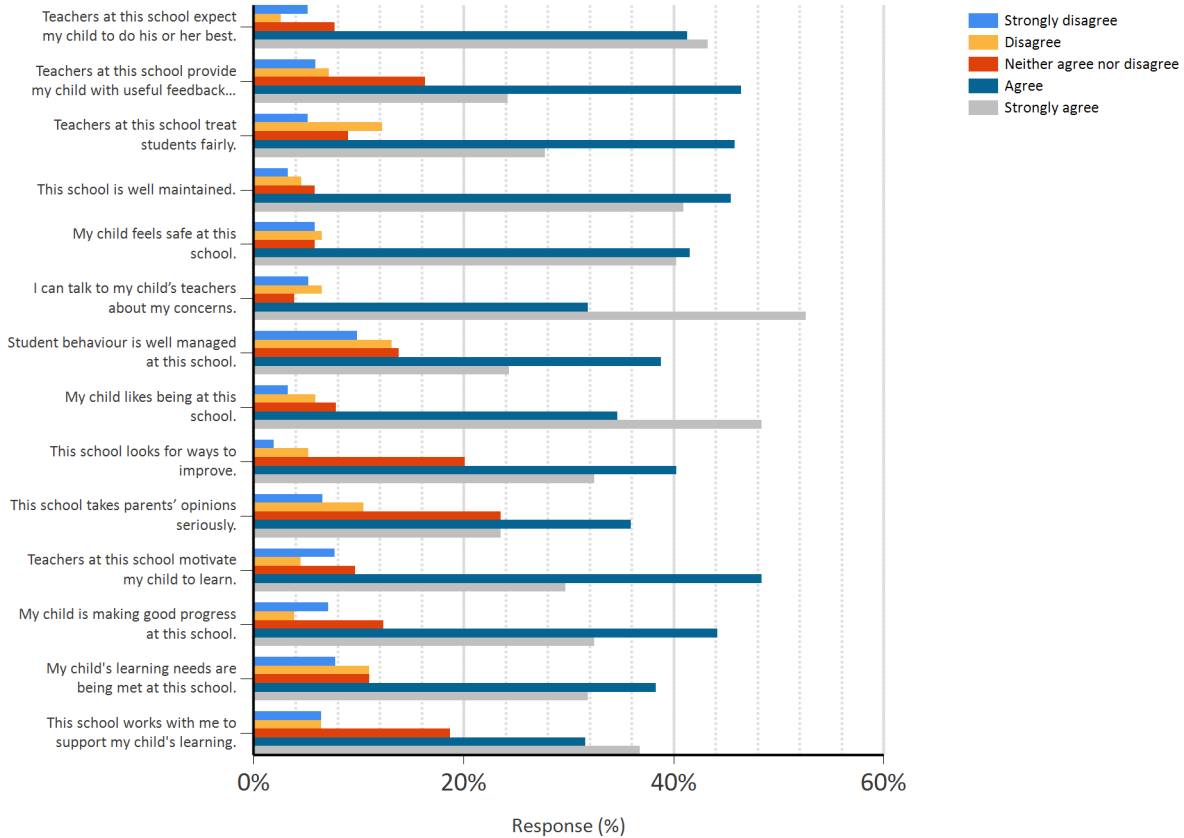
	Other	
	Num	%
Number	2	1%

3 . Please rate the items below

Rating	Score
Strongly agree	5
Agree	4
Neither agree nor disagree	3
Disagree	2
Strongly disagree	1



Joondalup Primary School 2017 Parent Survey



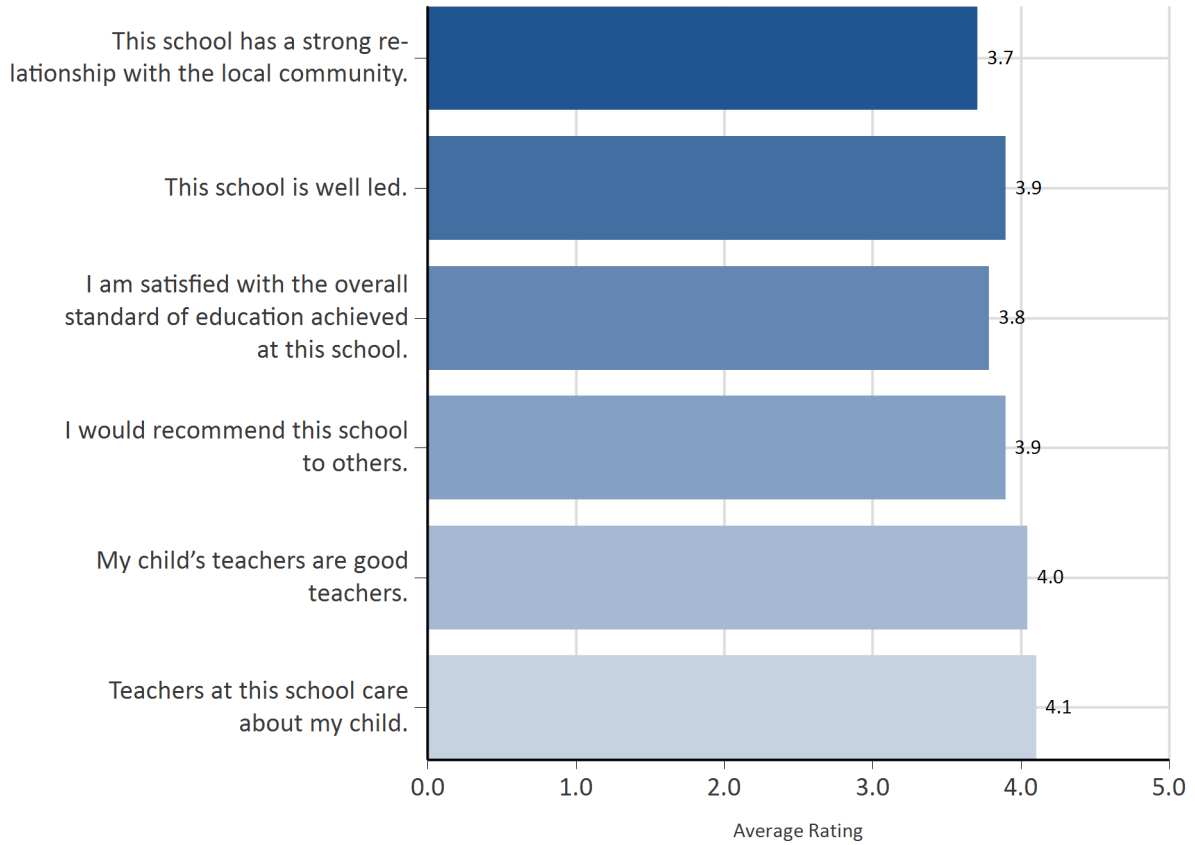
	Strongly disagree		Disagree		Neither agree nor disagree		Agree		Strongly agree	
	Num	%	Num	%	Num	%	Num	%	Num	%
Teachers at this school expect my child to do his or her best.	8	5%	4	3%	12	8%	64	41%	67	43%
Teachers at this school provide my child with useful feedback about his or her school work.	9	6%	11	7%	25	16%	71	46%	37	24%
Teachers at this school treat students fairly.	8	5%	19	12%	14	9%	71	46%	43	28%
This school is well maintained.	5	3%	7	5%	9	6%	70	45%	63	41%
My child feels safe at this school.	9	6%	10	6%	9	6%	64	42%	62	40%
I can talk to my child's teachers about my concerns.	8	5%	10	6%	6	4%	49	32%	81	53%
Student behaviour is well managed at this school.	15	10%	20	13%	21	14%	59	39%	37	24%
My child likes being at this school.	5	3%	9	6%	12	8%	53	35%	74	48%
This school looks for ways to improve.	3	2%	8	5%	31	20%	62	40%	50	32%
This school takes parents' opinions seriously.	10	7%	16	10%	36	24%	55	36%	36	24%
Teachers at this school motivate my child to learn.	12	8%	7	5%	15	10%	75	48%	46	30%

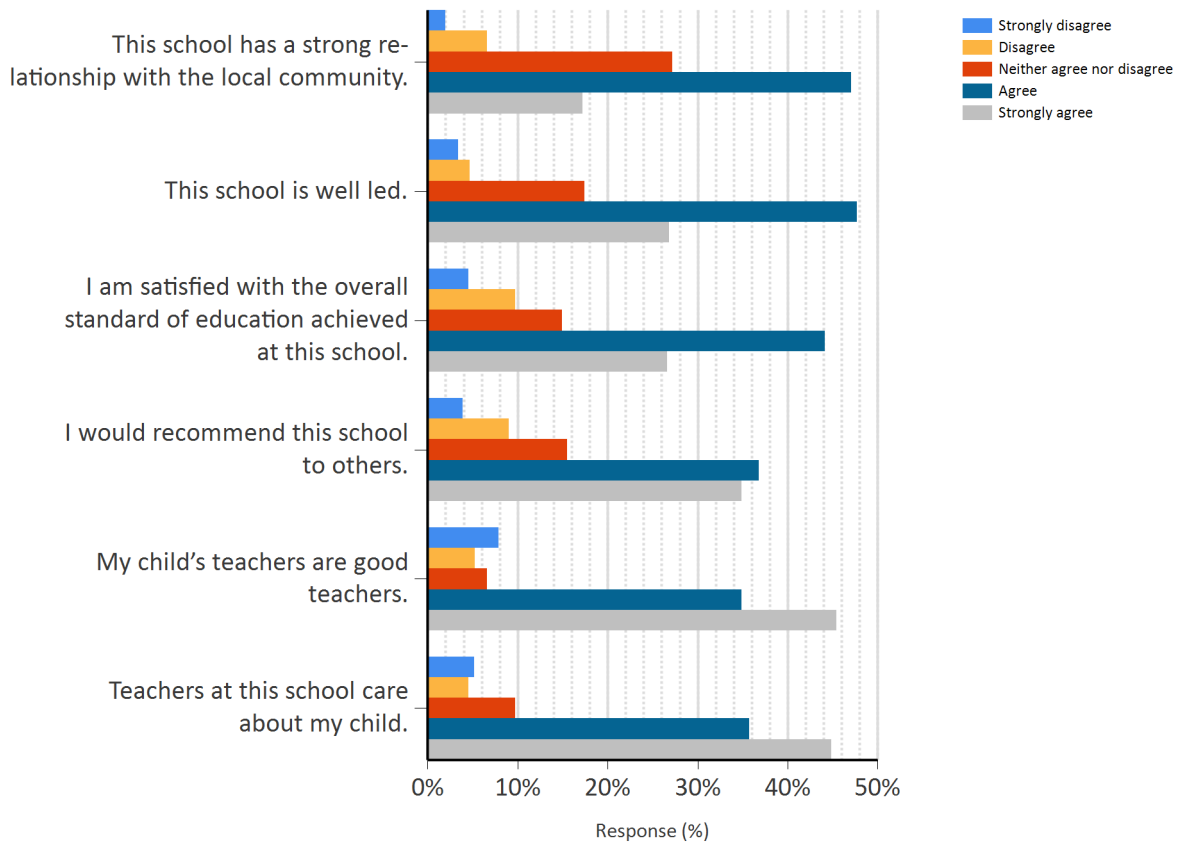
Joondalup Primary School 2017 Parent Survey

My child is making good progress at this school.	11	7%	6	4%	19	12%	68	44%	50	32%
My child's learning needs are being met at this school.	12	8%	17	11%	17	11%	59	38%	49	32%
This school works with me to support my child's learning.	10	6%	10	6%	29	19%	49	32%	57	37%

4 . Please rate the items below.

Rating	Score
Strongly agree	5
Agree	4
Neither agree nor disagree	3
Disagree	2
Strongly disagree	1





	Strongly disagree		Disagree		Neither agree nor disagree		Agree		Strongly agree	
	Num	%	Num	%	Num	%	Num	%	Num	%
This school has a strong relationship with the local community.	3	2%	10	7%	41	27%	71	47%	26	17%
This school is well led.	5	3%	7	5%	26	17%	71	48%	40	27%
I am satisfied with the overall standard of education achieved at this school.	7	5%	15	10%	23	15%	68	44%	41	27%
I would recommend this school to others.	6	4%	14	9%	24	15%	57	37%	54	35%
My child's teachers are good teachers.	12	8%	8	5%	10	7%	53	35%	69	45%
Teachers at this school care about my child.	8	5%	7	5%	15	10%	55	36%	69	45%

5 . Please list three aspects you like about Joondalup Primary School

Comments do not display in this report type. Use a detailed report to view respondent open text responses.

6 . List one aspect you would like to see Joondalup Primary School improve .

Comments do not display in this report type. Use a detailed report to view respondent open text responses.